

Colin Report Card

Colin area-wide outcomes and indicators

August 2016

Final Version

“Together we will make a difference”

Contents

1. About this report card

2. Overview of Colin-wide indicators

3. Colin-wide indicators

Appendix A: Colin-wide indicators developed in partnership with stakeholders in 2013

1. About this report card

In 2013, CEIC stakeholder groups* were invited to suggest and agree a range of Colin-wide indicators that: cover a range of areas (health, education, employment); say something of central importance about the Colin area; are collected on a regular basis (preferably annually), and; can be used to measure how well the Colin area is progressing in relation to Northern Ireland as a whole. In total, 18 Colin-wide indicators have been selected to provide a snapshot of how well Colin is performing in these areas (see Appendix A for a list of the original outcomes and indicators).

Over time, it has become increasingly clear that CEIC will not have an impact on all of these indicators and a review was undertaken in 2015 to rationalise the set of outcomes and indicators to focus on those which it is expected that CEIC will have the greatest contributory impact. As a result of this exercise the following nine indicators have been prioritised:

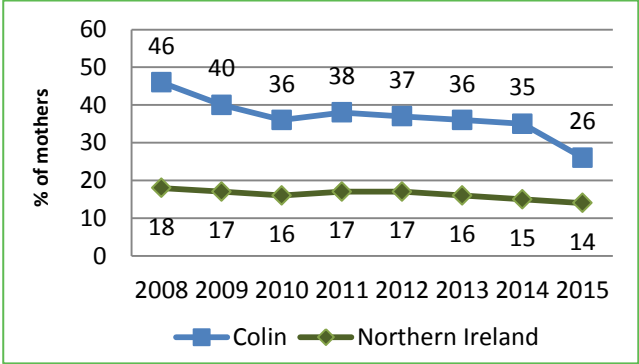
- % of mothers smoking during pregnancy
- % of mothers breastfeeding at discharge from hospital
- % dental registrations for children aged 3-5
- No. of suicides per 10,000 population
- % of pupils with less than 85% attendance at post-primary schools
- % of school leavers achieving 5A*-C GCSE grades (or equivalent)
- Number of under 18 year olds on the Child Protection Register (per 10,000 population)
- Total number of offences with a domestic abuse motivation (per 10,000 population)
- No. of anti-social behaviour incidents (per 10,000 population)

2. Overview of Colin-wide outcomes and indicators

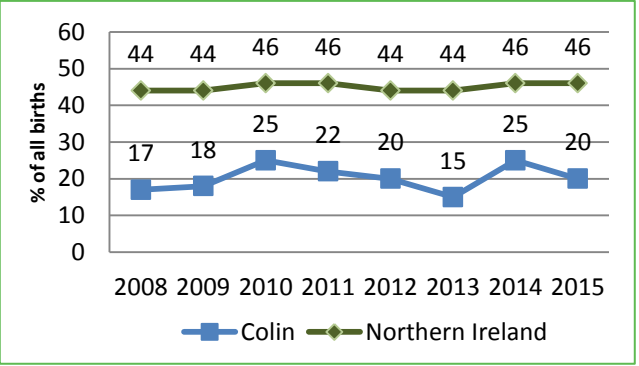
	Indicator	Source	Unit of analysis	Notes
NI Outcome 1: Healthy	1. % mothers smoking during pregnancy	CHS	Percentage Points	Based on four-ward calculation: Kilwee, Colin Glen, Twinbrook and Poleglass
	2. % of mothers breastfeeding at discharge	CHS		Based on four-ward calculation: Kilwee, Colin Glen, Twinbrook and Poleglass
	3. % dental registrations for children aged 3-5	BRO, DHSSPS		Based on four-ward calculation: Kilwee, Colin Glen, Twinbrook and Poleglass
	4. Number suicides per 10,000 population	NISRA	Number per 10,000	Individuals are those who lived in the Colin area (Kilwee, Collin Glen, Twinbrook and Poleglass). Data for 2011 is provisional.
NI Outcome 2: Enjoying, Learning and achieving	5. % of pupils with less than 85% attendance in post-primary schools	DE	Percentage Points Percentage Points	The data refers to pupil enrolments rather than number of pupils. A pupil can move schools during the year and therefore have more than one attendance record.
	6. % of school leavers achieving at least 5A*-C GCSE grades (or equivalent)	DE		Pupils resident in Colin (based on four wards - Kilwee, Collin Glen, Twinbrook and Poleglass)
NI Outcome 3: Living in Safety and Stability	7. Number of under 18 year olds on the Child Protection Register (per 10,000 population)	DHSSPS	Number per 10,000	Based on four-ward calculation: Kilwee, Colin Glen, Twinbrook and Poleglass
	8. Total number of offences recorded with a domestic abuse motivation (per 10,000 population)	PSNI	Number per 10,000	
	9. Number of anti-social behaviour incidents (per 10,000 population)	PSNI	Number per 10,000	

3. Colin-wide outcome and indicators data

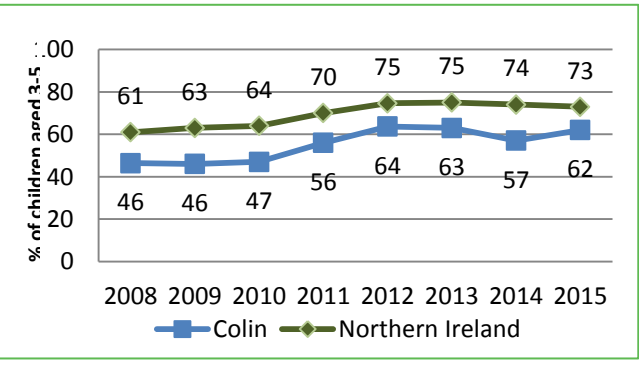
1: % of mothers Smoking during pregnancy



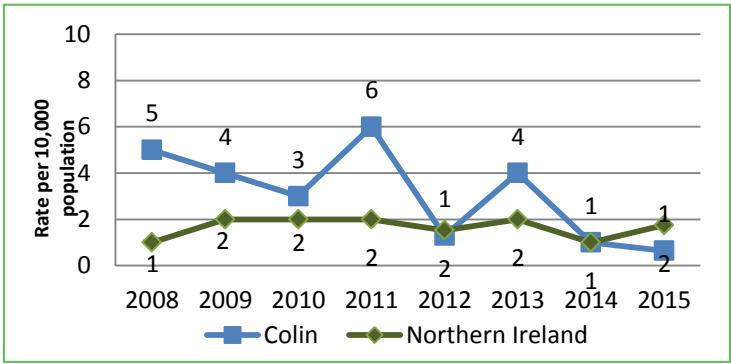
2: % of mother breastfeeding on discharge *



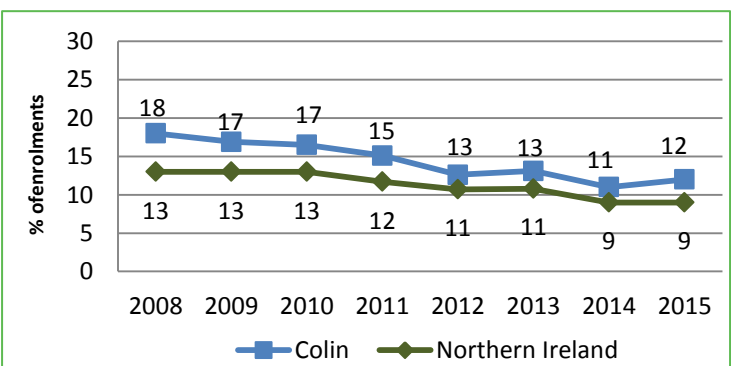
3: % of children aged 3-5 registered with a dentist



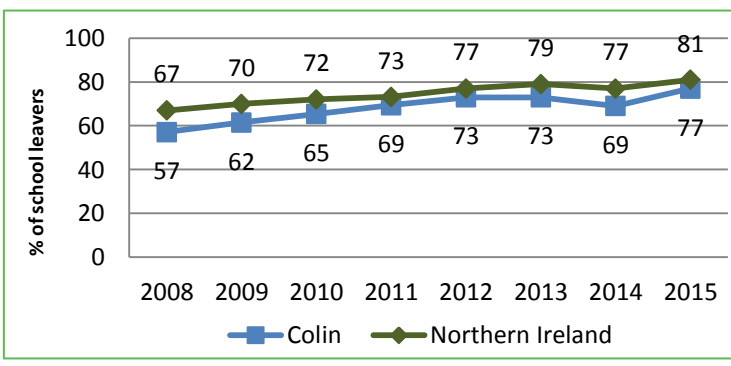
4: Number of suicides in Colin (rate per 10,000 population)



5: % of enrolments in post-primary schools <85% attendance

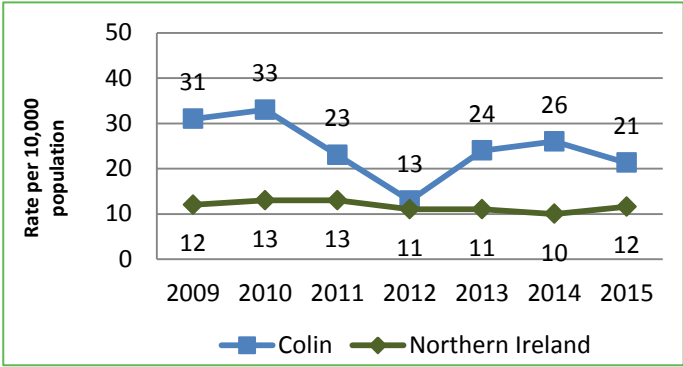


6: % school leavers achieving at least 5 A*-C GCSE (or equiv.)

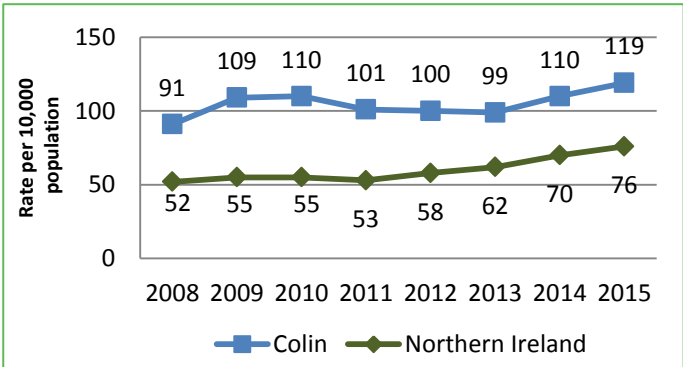


3. Colin-wide outcomes and indicators data

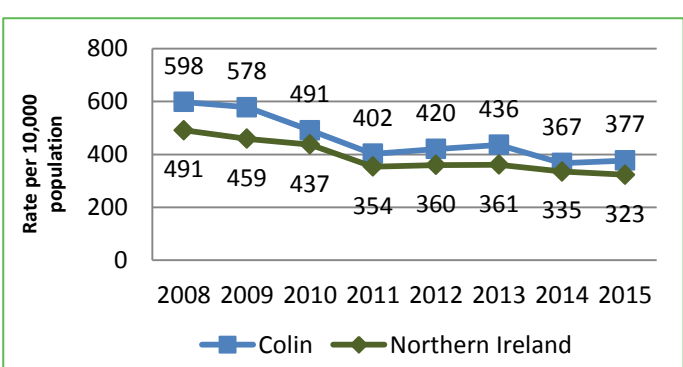
7: No. children on Child Protection Register per 10,000



8: No. offences recorded with a domestic abuse motivation per 10,000



9: Number of anti-social behaviour incidents per 10,000



Appendix A. Colin-wide indicators developed in partnership with stakeholders in 2013

	Colin short/medium term outcome	Indicator	Source	Unit of analysis	Notes
NI Outcome 1: Healthy	An increase in birth weights and reduced level of smoking	1. % mothers smoking during pregnancy	CHS	Percentage Points	Based on four-ward calculation: Kilwee, Colin Glen, Twinbrook and Poleglass
	Incremental reduction in teenage pregnancy levels	2. % of births to teenage mothers*	DHSSPS	Percentage Points	Mothers residents in the Colin NRA
	Families will enjoy a healthier lifestyle	3. % of mothers breastfeeding at discharge	CHS	Percentage Points	Based on four-ward calculation: Kilwee, Colin Glen, Twinbrook and Poleglass
		4. % dental registrations for children aged 3-5	BRO, DHSSPS	Percentage Points	
		5. % of children living in poverty*	DWP	Percentage Points	Data available until 2010 only
	Incremental reduction in suicide rates among adults and young people	6. Number suicides per 10,000 population	NISRA	Number per 10,000	Individuals are those who lived in the Colin area (Kilwee, Collin Glen, Twinbrook and Poleglass). Data for 2011 is provisional.
NI Outcome 2: Enjoying, Learning and achieving	Improved areas of educational attainment	7. % of children achieving Key Stage 2 level four or above in English*	DE	Percentage Points	Refers to pupils in schools in Colin NRA
		8. % of children achieving Key Stage 2 level four or above in Maths*	DE	Percentage Points	
	Children will be fit for school transition	9. % of pupils with less than 85% attendance in post-primary schools	DE	Percentage Points	The data refers to pupil enrolments rather than number of pupils. A pupil can move schools during the year and therefore have more than one attendance record.
		10. % of school leavers achieving at least 5A*-C GCSE grades (or equivalent)	DE	Percentage Points	Pupils resident in Colin (based on four wards - Kilwee, Collin Glen, Twinbrook and Poleglass)
		11. % school leavers in Further Education	DE	Percentage Points	
		12. % school leavers in Further Education	DE	Percentage points	

2. Overview of Colin-wide indicators

	Colin short/medium term outcome	Indicator	Source	Unit of analysis	Notes
NI Outcome 3: Living in Safety and Stability	Fewer children in need of child protection registration	13. Number of under 18 year olds on the Child Protection Register (per 10,000 population)	DHSSPS	Number per 10,000	Based on four-ward calculation: Kilwee, Colin Glen, Twinbrook and Poleglass
	Safer home environment for children in the community	14. Total number of offences recorded with a domestic abuse motivation (per 10,000 population)	PSNI	Number per 10,000	
		15. Number of fires attended by NIFRS (per 10,000 population)	NIFRS	Number per 10,000	
	Reduction in levels of anti-social behaviour, risk taking behaviour and contact with the Criminal Justice System among children and young people	16. Number of anti-social behaviour incidents (per 10,000 population)	PSNI	Number per 10,000	
NI Outcome 4: Experiencing economic and environmental well-being	Reduction of economic hardship on families	17. % of post-primary children entitled to Free School Meals	DE	Percentage Points	
		18. Number of children in Income Support households (per 1,000 population)	DSD	Number per 1,000	