

CEIC Community Survey

**Key findings from Year 1
and Year 2**

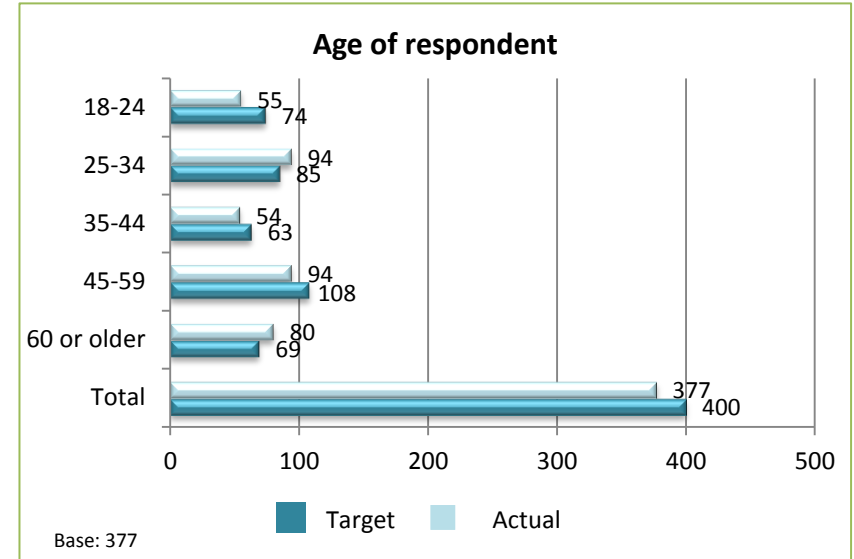
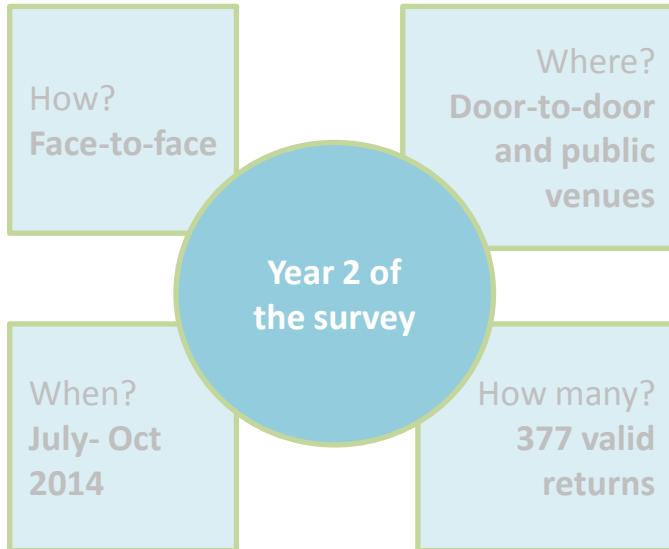
“Together we will make a difference”



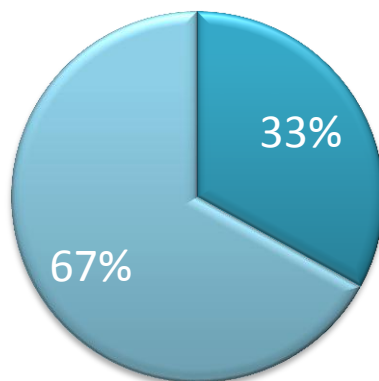
On an annual basis Colin Early Intervention Community undertakes a survey of c400 people who live in Colin. The purpose of the survey is to get a better understanding of what local residents felt about services and the issues in Colin. The information from the survey is very important as it helps us understand how we can continue to improve services in Colin and the results of our first and second survey are available below.

“Together we will make a difference”

1. Respondent Profile

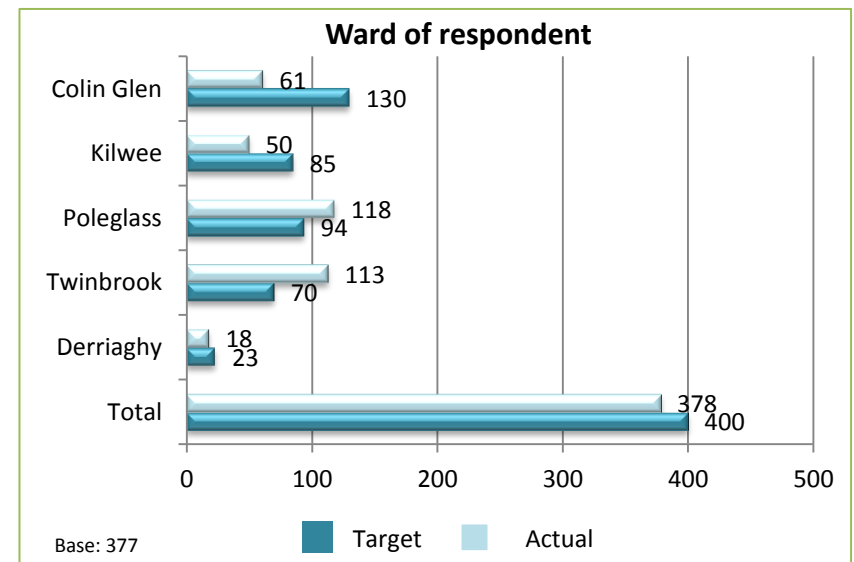


Gender of respondent



Base: 377

■ Male ■ Female



2. Indicator area: Awareness and use of services, and user satisfaction[^]

Service type	<u>AWARE</u> of service(s) type and <u>USED</u> it			<u>AWARE</u> of service(s) type and <u>NOT USED</u> it			<u>NOT AWARE</u> of service(s) type			% service users satisfied/very satisfied with service(s)		
	2013	2014	2015	2013	2014	2015	2013	2014	2015	2013	2014	2015
Counselling	11%	8%	-	39%	46%	-	50%	46%	-	88%	90%	-
Early Years	32%	44%	-	36%	36%	-	32%	20%	-	100%	94%	-
School based	49%	35%	-	28%	29%	-	23%	35%	-	95%	100%	-
Health and well-being	20%	23%	-	47%	36%	-	33%	41%	-	97%	100%	-
Parent and family	33%	31%	-	43%	34%	-	24%	35%	-	93%	100%	-
Youth work/youth clubs	38%	29%	-	41%	42%	-	21%	29%	-	99%	98%	-
Base:	30-134	198	-	78-128	198	-	57-137	198	-	17-106	8-55	-

[^] Links to Colin Outcome: Increased numbers of parents/residents asking for services or self-referring, especially those more vulnerable families

3. Indicator area: General views on services available to children, young people and families in the Colin area^

Statement	Agree/Strongly agree			Neither agree nor disagree			Disagree/Strongly disagree			Base
	2013	2014	2015	2013	2014	2015	2013	2014	2015	
I feel that I am able to have an influence on services in Colin	29%	39%	-	11%	18%	-	60%	43%	-	2013:485 2014:378
I have been asked for my opinion on what services should be available in Colin	25%	31%	-	7%	4%	-	69%	66%	-	2013:483 2014:377
I would like to become more involved in decisions about what services are available in Colin	51%	58%	-	9%	16%	-	41%	26%	-	2013:484 2014:376

^ Links to Colin Outcome: Increased community involvement in service planning and decision making

4. Indicator area: Work and education opportunities inside and outside Colin ^

Statement	Agree/Strongly agree			Neither agree nor disagree			Disagree/Strongly disagree			Base
	2013	2014	2015	2013	2014	2015	2013	2014	2015	
I think there are enough jobs available in the Colin area	4%	4%	-	7%	9%	-	89%	88%	-	2013: 484 2014: 378
If people from here want to find a job in other parts of NI, there are plenty of opportunities available	27%	27%	-	15%	17%	-	58%	55%	-	2013: 484 2014: 377
<u>2013</u> : The primary schools in Colin offer our children the best possible chances of succeeding in life <u>2014</u> : The primary schools in the Colin area offer a good standard of education	71%	78%	-	16%	14%	-	13%	8%	-	2013: 484 2014: 377
<u>2013</u> :The secondary school in Colin offers our children the best possible chances of succeeding in life <u>2014</u> : The secondary school in this area (St Colm's) offers a good standard of education	54%	61%	-	30%	31%	-	16%	8%	-	2013: 483 2014: 370

5. Indicator area: Community Morale [^]

Statement	Agree/Strongly agree			Neither agree nor disagree			Disagree/Strongly disagree			Base
	2013	2014	2015	2013	2014	2015	2013	2014	2015	
Things are hard for my family financially	58%	40%	-	14%	23%	-	28%	37%	-	2013:485 2014:378
I feel optimistic about my family's future	67%	72%	-	12%	13%	-	21%	15%	-	2013:484 2014:378
I think people from outside Colin view the area positively	22%	29%	-	16%	17%	-	62%	54%	-	2013:481 2014:378
I believe Colin is a good place to live and bring up a family	69%	76%	-	14%	12%	-	17%	12%	-	2013:485 2014:378
My family and I feel safe in the Colin area	72%	75%	-	9%	10%	-	20%	15%	-	2013:486 2014:378

[^] Links to Colin Outcome: Improved community morale and reputation

6. Awareness and interest in Colin Neighbourhood Partnership

Statement	Yes			No			Base
	2013	2014	2015	2013	2014	2015	
Have you heard of the Colin Neighbourhood Partnership?	83%	85%	-	17%	15%	-	2013: 485 2014:374
Have you heard of the Colin Early Intervention Community?	45%	41%	-	56%	59%	-	2013:482 2014:367
Would you like to know more about the Colin Neighbourhood Partnership?	49%	61%	-	51%	39%	-	2013:484 2014:368
Would you like to know more about the Colin Early Intervention Community?	53%	60%	-	47%	40%	-	2013:483 2014:368

6. Awareness and interest in Colin Neighbourhood Partnership

Statement	Yes			No			Base
	2013	2014	2015	2013	2014	2015	
Have you heard of the Colin Neighbourhood Partnership?	83%	85%	-	17%	15%	-	2013: 485 2014:374
Have you heard of the Colin Early Intervention Community?	45%	41%	-	56%	59%	-	2013:482 2014:367
Would you like to know more about the Colin Neighbourhood Partnership?	49%	61%	-	51%	39%	-	2013:484 2014:368
Would you like to know more about the Colin Early Intervention Community?	53%	60%	-	47%	40%	-	2013:483 2014:368